

# morning glories and roses pillow

designed by Lois Winston



Online Project • June 2011 • www.createanddecorate.com

Create & Decorate

## materials

For product information, see sources on pages 76–77.

- DMC
  - 14-ct. white Royal Classic pillow
  - Embroidery floss in No. 155 MD DK Blue Violet, No. 158 MD V DK Cornflower Blue, No. 319 V DK Pistachio Green, No. 320 MD Pistachio Green, No. 367 DK Pistachio Green, No. 368 LT Pistachio Green, No. 794 LT Cornflower Blue, No. 3078 V LT Golden Yellow, No. 3807 Cornflower Blue
- Satin floss in No. S726 Honeysuckle Flower, No. S739 Eggshell, No. S744 Grapefruit, No. S745 Light Yellow, No. S3820 Buttercup
- #24 tapestry needle

## Instructions













**Note:** Stitch count is 122w x 122h. Finished size of cross-stitch is 8-5/8" x 8-5/8".

1. Using two strands of embroidery or satin floss, and working over two threads, cross-stitch design centered on pillow.
2. Backstitch with one strand No. 310 Black. Work French knots with one strand No. 155 MD DK Blue Violet. ❖

*This project submitted courtesy of The DMC Corporation.*

# morning glories and roses pillow

designed by Lois Winston

Symbol	Number		Color
	floss	Satin floss	
	155		MD DK Blue Violet
	158		MD V DK Cornflower Blue
	319		V DK Pistachio Green
	320		MD Pistachio Green
	367		DK Pistachio Green
	368		LT Pistachio Green
	794		LT Cornflower Blue
	3078		V LT Golden Yellow
	3807		Cornflower Blue
		S726	Honeysuckle Flower
		S739	Eggshell
		S744	Grapefruit
		S745	Light Yellow
		S3820	Buttercup

# morning glories and roses pillow

designed by Lois Winston

